



Software for
Business Intelligence

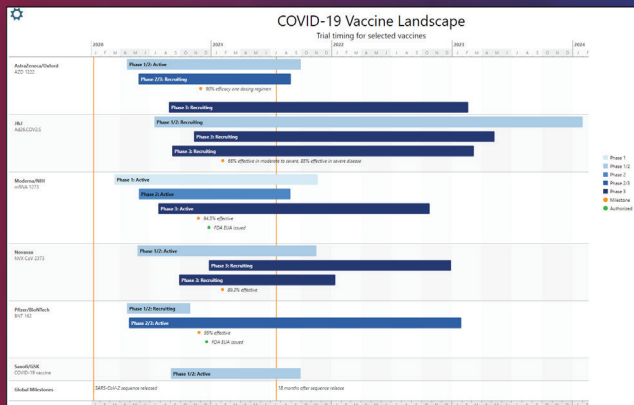
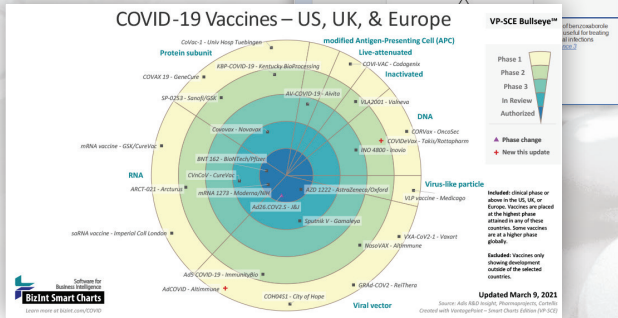
BizInt Smart Charts

Create Reports Integrating Your Key Sources

therapeutic uses of substituted quinoxalines									
Title	Condition Family	Database	Patent Assignee	Patent Family	Chemical	US Index Terms	US Index Terms	Notes	
1. Preparation of the pyrimidine-4-ylglyoxime as a prodrug for the treatment of cancer	US	CA 1.0	US	US 201708732	US 201708732	US 201708732	US 201708732	A compound of formula (I) or a salt thereof (or a prodrug, a pro-metabolite, an adduct or a derivative thereof) is used for the treatment of cancer.	932102-00
2. Preparation of an antineoplastic and an immunomodulator as an active ingredient	US	CA 1.0	USA	US 201711442	US 201711442	US 201711442	US 201711442	A compound of formula (I) or a salt thereof (or a prodrug, a pro-metabolite, an adduct or a derivative thereof) is used for the treatment of cancer.	168540-00-6
3. Synthesis of a nucleoside analog	US	CA 1.0	USA	US 201709981	US 201709981	US 201709981	US 201709981	A compound of formula (I) or a salt thereof (or a prodrug, a pro-metabolite, an adduct or a derivative thereof) is used for the treatment of cancer.	130482-00-1
4. Preparation of a 3'-phosphorylated nucleoside having antineoplastic activity	US	CA 1.0	USA	US 201717438	US 201717438	US 201717438	US 201717438	A compound of formula (I) or a salt thereof (or a prodrug, a pro-metabolite, an adduct or a derivative thereof) is used for the treatment of cancer.	130482-00-1

Deliver data and insights in a concise and effective format.

- Identify related and duplicate data from multiple sources.
- Create useful visualizations including timelines, bubble charts, "piano" charts, and maps.
- Update reports and highlight changes.
- Drill-down to related information in distributed reports, with automatically generated links from patent publication, NCT and DOI numbers.



Integrate the best and most accurate information from each database.

Tired of struggling with Excel?

BizInt Smart Charts is a custom-built tool designed to help you quickly build reports.

- Customize your report to inform your analysis and decision-making needs.
- Choose between or summarize conflicting data based on your own database rankings and rules

Summary Records export: Natamycin (CAPlus, Orbit)

1. **Title:** Novel all-trans polyene amphoteric macrolide and process for purifying natamycin
Priority Date: 2018-08-16
Patent Assignee: DSM IP Assets B.V., Neth.
New Publications: EP 3837270 A1; US 2021230207 A1

FTO Family:	Pub No.	Kind	Pub Date	Status
	EP 3837270	A1	2021-06-23	PENDING
	WO 202035552	A1	2020-02-20	LAPSED
	US 20210230207	A1	2021-07-29	PENDING
	CN 112543761	A	2021-03-23	PENDING

Graphic Information: (1)

Database: Chemical Abstracts
FAMEAT

Hyperlinks: [Source](#) [WO 2020035552 A1](#) [PatDocs Family Tree](#) [PatentPak Interactive](#)

Notes
Claims:

(WO2020/035552)

1. A process for purifying natamycin comprising mixing a composition comprising crude natamycin, a metal salt of a carboxylic acid and water and subjecting the resulting mixture to chromatography whereby fractions are collected and selected fractions that comprise natamycin are combined, wherein the amount of said crude natamycin is from 1 g to 100 g/kg of the total weight of said composition and wherein the concentration of said metal salt of a carboxylic acid is from 0.1 mol/L to 5 mol/L.

6. (1 R,3S,5EJR, 11 R, 13E, 15 E, 17 E, 19E,21 R,23S,24R,25S)-21 -[(3-Amino-3,6-dideoxy -D-mannopyranosyl)oxy]-1, 3,7,25-tetrahydroxy-11-methyl-9-oxo-10,27-dioxabicyclo[21.3.1]-heptacos-5, 13, 15, 17, 19-pent-24-carboxylic acid of formula (II) or a salt thereof.

- **NEW!** Hit term highlighting in records (STNext and Orbit) and PatentPak Interactive links.



Software for
Business Intelligence

BizInt Smart Charts

BizInt Solutions, Inc.

600 First Avenue

Seattle, WA 98104 USA

1.714.289.1000

www.bizint.com

For 25 years, BizInt Smart Charts tools have helped customers create reports and visualizations integrating data from drug pipeline, patent, IP sequence, and clinical trials databases – turning search results into intelligence as a foundation for strategic decisions.


The BizInt Smart Charts product family is used by information professionals, IP searchers, and competitive intelligence analysts at pharmaceutical, biotech, chemical and device/diagnostics companies worldwide.

Start Cooking!

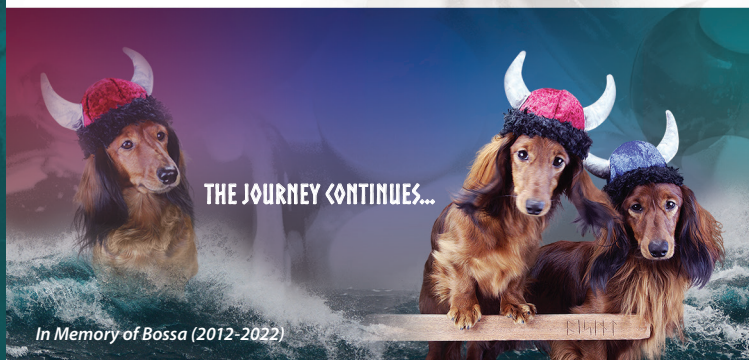
www.bizint.com/Cookbook

www.bizint.com/tips

The *Cookbook of Reports and Visualizations* provides step-by-step recipes showing how you can create compelling reports and visualizations with your own data.



www.bizint.com



In Memory of Bossa (2012-2022)

www.bizint.com

© 2022 BizInt Solutions, Inc. 4/2022

Clinical Trials & Drug Pipelines

Patents & IP Sequence

BizInt Smart Charts

Drug Development Suite

The **BizInt Smart Charts Drug Development Suite** helps you create tabular reports from clinical trial and drug pipeline databases.

Supported Drug Pipeline Databases

Citeline Pharmaprojects
 IMS R&D Focus
 Adis R&D Insight
 Cortellis Competitive Intelligence
 Cortellis Drug Discovery Intelligence
 Global Data – Pipeline **New!**

Drug pipeline databases are supported on publisher websites, ProQuest Dialog, Ovid and via InfoDesk Pipeline Plus.

Supported Commercial Trial Databases

Citeline	TrialTrove
Springer	Adis Clinical Trials Insight
Clarivate	Cortellis Clinical Trials Intelligence (CTI)
Global Data	Clinical Trials New!

Supported Public Trial Databases

US NIH	ClinicalTrials.gov
WHO	International Clinical Trials Registry Platform (ICTRP)
EU EMA	EU Clinical Trials (EudraCT)

Supported Biomedical Literature Databases

Medline	PubMed, ProQuest Dialog, Ovid, STN (New & Classic)
BIOSIS	ProQuest Dialog, Ovid, STN (New & Classic)
EMBASE	ProQuest Dialog, Ovid, STN (New & Classic)

BizInt Smart Charts

for Patents

BizInt Smart Charts for Patents helps you create reports integrating data from patent, IP sequence and non-patent literature databases.

Supported Patent Databases

New!	STN (Including BizInt export on STNNext)	Derwent World Patents Index, Chemical Abstracts, IFIALL, MARPAT (bibliographic only), REGISTRY Fulltext: US Patents Fulltext, USPAT2, PCTFull, EPFull, CNFULL, DEFULL, FRFULL, GBFULL, INFULL, JPFULL, KRFULL, RUFULL, AUPATFULL, CANPATFUL Biomedical/Scientific/Technical: EMBASE, MEDLINE, BIOSIS, 1MOBILITY, AGRICOLA, ANABSTR, BIOTECHNO, CABA, COMPENDEX, ENCOMPLIT, FSTA, GEOREF, INSPEC, IPA, KOSMET, METADEX, NTIS, PIRA, PQSCITECH, RAPRA, SCISEARCH, TEMA, TOXCENTER, TULSA, and Derwent Drug File IP Sequence: GENESEQ, PATGENE, USGENE (BLAST or GETSIM only)
	Questel	Derwent World Patents Index, API/Derwent Merged File, FAMPAT, FULLPAT, US and EP (apps and pats), and PCTFULL. Orbit Biosequence.
	Minesoft	PatBase, PatentArchive
	Genome Quest	GQPAT, Geneseq (both Proteins and Nucleotides), LifeQuest, CAS Biosequences.
	Clarivate Analytics	Derwent Innovation Cortellis, Cortellis Drug Discovery Intelligence
	SciFinder	CAplus, MEDLINE, CAplus + MEDLINE
	Elsevier	EnCompassPAT from Ei EnCompass website
	Dialog	Medline, Embase, Biosis, Current Contents, Derwent Drug File, IPA, SciSearch, ToxFile
	Ovid	Medline, Embase, Biosis, CAB Abstracts

BizDash — Included With BizInt Licenses!



BizDash BizInt Smart Strategy Dashboards

Don't have time to learn and use the BizInt Smart Charts tools yourself?

We will use the BizInt Smart Charts product family to create reports and visualizations for you!

Learn more at bizdash.bizint.com

BizInt Smart Charts — tools to tabulate, integrate & visualize data

Regardless of whether you work with patent, IP sequence, clinical trial or drug pipeline data, the BizInt Smart Charts product family provides powerful tools for creating reports and visualizations.

With BizInt Smart Charts, you can:

Import your search results

- BizInt Smart Charts knows how to process your data — no more copy/paste or maintaining Excel macros!
- Quickly create tabular reports containing text, subtables and images, with links to full records.

Customize your report

- Change displayed fields at any time.
- Save your field layouts as Chart Templates.
- Sort and add your own columns.

Integrate results from different databases

- Columns with similar data are automatically mapped.
- Tools help you identify related records.
- Create a single row merging data from different sources.

Update reports and identify changes

- Update a previous report with new information.
- New records and updates are automatically flagged.

Distribute reports to your clients and colleagues

- Export options include Word, Excel, PDF and HTML.
- Reports include table and associated records, plus links to original sources for more details.

Try it!

For a free trial go to:
www.bizint.com/try



The BizInt Smart Charts product family includes many tools to help you integrate data from multiple sources.

These tools help you identify related records in your report:

- **Identify Common Drug Names** examines the drug names and synonyms in your drug pipeline report and creates a “Common Drug Name” column.
- **Identify Common Trial ID** matches clinical trial IDs between records and creates a “Common Trial ID” column.
- **Identify Common Patent Families** matches publication numbers in the Patent Family between records and creates a “Common Patent Family” column.

BizInt Smart Charts

Reference Rows™

BizInt Smart Charts Reference Rows™ is a utility included with BizInt Smart Charts for Patents and BizInt Smart Charts Drug Development Suite. Related source records representing the same drug, patent family or clinical trial are integrated into a single “reference row” based on your database rankings and rules.



VantagePoint – Smart Charts Edition (VP-SCE) is a custom version of VantagePoint designed for use with BizInt Smart Charts and provides powerful features for data cleanup and filtering multi-database reports.

Used in conjunction with BizInt Smart Charts Reference Rows, VP-SCE helps you create truly meaningful multi-database visualizations from clinical trial, pipeline, patents, and IP sequence databases.

QUESTIONS?

✉ support@bizint.com

☎ 1.714.289.1000